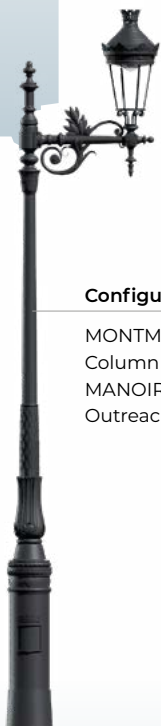


CHENONCEAUX

Design: GHM



**Configuration**

MONTMARTRE 1 column
Column height: 3.54 m
MANOIR bracket
Outreach: 620 mm

**Configuration**

NAMUR column
Column height: 4.12 m

**Configuration**

VENDOME 1 column
Column height: 5.43 m
VENDOME bracket
Outreach: 885 mm

CHENONCEAUX

Design: GHM



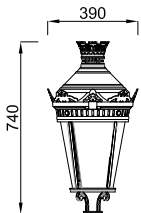
CHENONCEAUX
Bronze/copper

DESCRIPTION

Product name	CHENONCEAUX II	CHENONCEAUX III		
Housing	Aluminium or bronze/copper			
Bowl	3 polycarbonate bowls aluminium version: PHC: deep clear polycarbonate bowl PHS: deep structured polycarbonate bowl PHO: deep opaline polycarbonate bowl			
Finish	Polyester powder coating, any colour available on aluminium. Varnish on copper			
Impact protection	IK 09	IK 10		
Ingress Protection	IP66 Extruded silicone gasket - high temperature on the body and glass Breathing system with activated carbon filter			
Dimensions (dia x h)				
Version portée	390 x 740 mm	500 x 920 mm		
Version suspendue	390 x 770 mm	500 x 975 mm		
Weight	7.2kg	15.3kg		
Windage area	0.12m ²	0.23m ²		
Materials used	Aluminium version	bronze/copper version	Aluminium version	bronze/copper version
Aluminium	78%	-	79%	-
Steel	6%	-	3%	-
Plastic	14%	15%	11%	15%
Other	2%	11%	7%	11%
Bronze	-	69%	-	69%
Copper	-	5%	-	5%
Electrical class	Class I or II			

DIMENSIONS

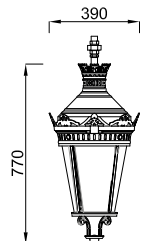
CHENONCEAUX II
Post top



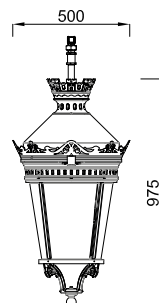
CHENONCEAUX III
Post top



CHENONCEAUX II
Suspended



CHENONCEAUX III
Suspended





CHENONCEAUX
Aluminium

SOURCES & PHOTOMETRIC DISTRIBUTIONS

	CHENONCEAUX II	CHENONCEAUX III
Sources	CHENONCEAUX II	CHENONCEAUX III (ORALED 2 type)
Colour temperature	3000 K or 4000 K	
Module color	Grey 2150 or 2900	
Optical Distribution	ORALENS: ECL, ERS, ERL	ORALENS: ECL, ERS, ERL, LRM
Backlight shield option	-	Medium or strong cut-off
Power supply current	Adjustable up to 700 mA ⁽¹⁾	

(1) I>700mA possible on request

E/L/P: Lighting/Luminance/Projection, **R/C/T/F/P:** Road/Circular/Pavement/Beam/Zebra crossing, **E/S/L/A/D/G:** Narrow/Standard/Wide/Asymmetrical/Right/Left



CHENONCEAUX III
(ORALED 2 type)

OPTIONS

CHENONCEAUX	II	III
At the lighting point		
Adjustable current (driver or bottom of the pole)	√	√
Dimming (driver, bottom of the pole or Bluetooth)	√	√
Built-in detection	-	-
Remote detection	√	√
DALI protocol	√	√
Smart-Ready® configuration (ZD4i)	√	√
In a local network		
Communicating detection with pilot wire	√	√
Wireless communication sensing	√	√
Remote management		
WIZARD CMS system	√	√

Details of the functions available on pages 272 to 279 and in the LED synopsis located on under the flap on the front cover

MECHANICAL INTERFACES

Post top: clearance hole for a 27 mm gas thread (see page 278 - K)

Suspended: standard, with threaded swivel joint Ø 27 pdg (G3/4") (see page 278 - H)

MAINTENANCE

Opening and closing Opening of the cover by a screw.

LED module maintenance Quick connectors to remove the power supply unit. Direct access to the module, removable. Holding the cover open with a prop.

